


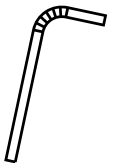
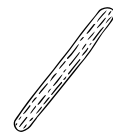


## Mother's Day Flowers from paper strips

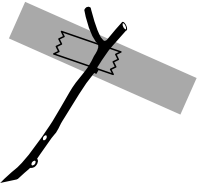

1. Find a holder for your flowers in your recycling (like a bottle, can or carton) and trim it so it is like a short cup. Decorate it with words for MOM or other design,



2. Find something to use as a flower stem. (like a stick, cardboard strip, pipe cleaner, popsicle stick, straw)



3. Use paper of any type to cut paper strip flower petals. You can even decorate paper and then cut it. The bigger the strips, the taller the stem you will need. Each flower needs 2-3 strips at least.



4. Glue and tape one strip to your "stem".
5. Glue other strips on top of one another alternating into a petal pattern.



6. Make more flowers and arrange them in your container, and plan when you will give it to your mom.

